


Nylon - Steel - and Brass anchors for fixing medium to heavy duty loads



BRIC BCM



stone concrete solid brick semisolid brick hollow brick

BRIC BCM Nylon Anchor



ART.	Ø x L t	DESCR.	SCREW	t _{fix}	BOX	CARTON
	mm		mm	mm	pcs	pcs
HBM08	12x72	BCM8	-	-	50	400
HBM10	14x72	BCM10	-	-	50	400

BRIC BCM/V Nylon Anchor with hexagonal head screw



ART.	Ø x L t	DESCR.	SCREW	t _{fix}	BOX	CARTON
	mm		mm	mm	pcs	pcs
HBV08	12x72	BCM8/V	M8x80	10	50	400
HBV10	14x72	BCM10/V	M10x80	8	50	400

OMEGA BRASS



stone concrete solid brick

OMEGA Brass Anchor



ART.	Ø x L t	DESCR.	SCREW	t _{fix}	BOX	CARTON
	mm		mm	mm	pcs	pcs
TTO04	5x16	OM4	M4	-	200	8000
TTO05	7x22	OM5	M5	-	100	4000
TTO06	8x24	OM6	M6	-	100	4000
TTO08	10x30	OM8	M8	-	100	2000
TTO10	12x35	OM10	M10	-	50	1000
TTO12	15x40	OM12	M12	-	50	500

SECURITY NUTS

STAINLESS Steel SECURITY NUTS

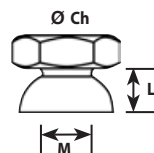
With threaded hole for fixing to studs
stainless steel (A2)

INOX (A2)



ART.	Ø x L t	DESCR.	SCREW	t _{fix}	BOX	CARTON
	mm		mm	mm	pcs	pcs
91081	-	DAT I M8	M8	-	50	800
91082	-	DAT I M10	M10	-	50	400

L mm	M	Ch mm.
8	8	17
8	10	19



DELTA ACCIAIO



stone concrete solid brick

HIGH QUALITY STEEL

DELTA Steel Anchor HEX BOLT
(8.8 grade) white zinc plated,
with oversize washer DIN 9021



NEW

ART.	Ø x L t mm	DESCR.	SCREW mm	t _{fix} mm	BOX pcs	CARTON pcs
33027	8x45	DELV845	M6x45	5	50	800
33028	8x70	DELV870	M6x70	30	50	800
33145	8x90	DELV890	M6x90	50	50	400
33029	10x55	DELV1055	M8x55	5	50	400
33169	10x65	DELV1065	M8x65	5	50	400
33030	10x80	DELV1080	M8x80	30	50	400
33031	10x100	DELV10100	M8x100	50	50	400
33106	10x120	DELV10120	M8x120	70	50	400
33032	10x140	DELV10140	M8x140	90	25	200
33033	12x65	DELV1265	M10x65	5	25	200
33107	12x80	DELV1280	M10x80	20	25	200
33034	12x100	DELV12100	M10x100	40	25	200
33108	12x120	DELV12120	M10x120	60	25	200
33035	12x140	DELV12140	M10x140	80	20	160
33048	14x70	DELV1470	M10x70	5	25	200
33127	14x100	DELV14100	M10x100	35	25	200
33036	16x75	DELV1675	M12x75	5	20	160
33037	16x110	DELV16110	M12x110	40	15	120
33129	20x130	DELV20130	M16x130	50	10	80

DELTA Steel Anchor HEX NUT
(8.8 grade) white zinc plated



ART.	Ø x L t mm	DESCR.	SCREW mm	t _{fix} mm	BOX pcs	CARTON pcs
33131	8x40	DELB840	M6x45	5	50	800
33132	8x90	DELB890	M6x95	50	50	400
33133	10x50	DELB1050	M8x55	5	50	400
33134	10x75	DELB1075	M8x80	25	50	400
33135	10x100	DELB10100	M8x105	50	50	400
33136	10x125	DELB10125	M8x130	70	25	200
33137	12x60	DELB1260	M10x65	5	25	200
33138	12x75	DELB1275	M10x80	15	25	200
33139	12x100	DELB12100	M10x105	40	25	200
33140	12x125	DELB12125	M10x130	65	20	160
33141	16x65	DELB1665	M12x75	5	20	160
33142	16x110	DELB16110	M12x120	40	15	120
33143	16x145	DELB16145	M12x155	75	10	80
33144	20x160	DELB20160	M16x175	80	5	40


DELTA Steel Sleeve Anchor
with countersunk flat head bolt 10.9
(hexagon socket) white zinc plated



ART.	Ø x L t mm	DESCR.	SCREW mm	t _{fix} mm	BOX pcs	CARTON pcs
DELP645	8x45	DELP645	M6x45	8	50	800
DELP660*	8x60	DELP660	M6x60	23	50	800
DELP860	10x60	DELP860	M8x60	9	50	400
DELP880	10x80	DELP880	M8x80	29	50	400
DELP1070	12x70	DELP1070	M10x70	10	25	200
DELP1010	12x100	DELP10100	M10x100	40	25	200

*Selling out

DELTA ACCIAIO



stone concrete solid brick

HIGH QUALITY STEEL

DELTA Steel Anchor*
with **threaded BAR** (class 5.8)
white zinc plated nut and oversize washer **DIN 9021**



ART.	Ø x L t mm	DESCR.	SCREW mm	t fix mm	BOX pcs	CARTON pcs
33039	8x55	DEL855	M6x55	5	50	250
33040	10x70	DEL81070	M6x70	15	50	250
33041	10x90	DEL81090	M8x90	25	50	250

* Selling out

DELTA Steel Anchor
with **steel hook** (class 5.8) white zinc plated
nut and oversize washer **DIN 9021**



ART.	Ø x L t mm	DESCR.	SCREW mm	t fix mm	BOX pcs	CARTON pcs
33042	8x50	DEL850	M6x50	-	50	250

DELTA Steel Anchor Ø 10 mm.
with **DETACHABLE SECURITY HEAD 10.8, M8x80**
Ø hole = 10 mm
white zinc plated screw



ART.	Ø x L t mm	DESCR.	SCREW mm	t fix mm	BOX pcs	CARTON pcs
DELVAS02	10x80	DEL880/AS	M8x85	15	50	400

DELTA Steel Anchor with HOOK
with **PIGTAIL HOOK** for safety nets


FOR SAFETY NETS



NEW

ART.	Ø x L t mm	DESCR.	SCREW mm	t fix mm	BOX pcs	CARTON pcs
ASR-8	10x60	ADS08	M8x70	-	25	225
ASR-10	12x65	ADS1022	M10x75	-	15	135
ASR-12	16x90	ADS12100	M12x100	-	10	90

Steel Anchors for Heavy Duty Fixing



TRIAL TRM STEEL ANCHOR



stone
concrete

TRIAL TRM Steel Shield Anchor Only



ART.	Ø x L t mm	DESCR.	SCREW mm	t _{fix} mm	BOX pcs	CARTON pcs
TR01	10x42	TRM6	-	-	50	800
TR02	12x52	TRM8	-	-	50	800
TR03	16x60	TRM10	-	-	25	400
TR04	18x75	TRM12	-	-	20	320
TR05	24x90	TRM16	-	-	10	160

**TRIAL TRM Steel Shield Anchor
Loose Bolt**

with hexagonal head screw (class 8.8)
and steel washer

High Quality
Screw
cl. 8.8



ART.	Ø x L t mm	DESCR.	SCREW mm	t _{fix} mm	BOX pcs	CARTON pcs
TRV01	10x42	TRM6/V	M6x50	5	50	800
TRV02	12x52	TRM8/V	M8x60	8	50	400
TRV03	16x60	TRM10/V	M10x80	20	25	200
TRV04	18x75	TRM12/V	M12x90	20	20	160
TRV05	24x90	TRM16/V	M16x100	25	10	80

NTR STEEL ANCHOR



stone
concrete

NTR Steel Shield Anchor Only



ART.	Ø x L _t mm	DESCR.	SCREW mm	t _{fix} mm	BOX pcs	CARTON pcs
TNTR06	10x45	NTR6	-	-	50	800
TNTR08	12x52	NTR8	-	-	50	800
TNTR10	15x60	NTR10	-	-	25	400
TNTR12	18x75	NTR12	-	-	20	320

NTR Steel Shield Anchor Loose Bolt

with hex head bolt (grade 8.8) and steel washer **DIN 9021 (UNI 6593)**



High Quality
Screw
cl. 8.8

ART.	Ø x L _t mm	DESCR.	SCREW mm	t _{fix} mm	BOX pcs	CARTON pcs
TNTRV06	10x45	NTR6/V	M6x50	5	50	800
TNTRV08	12x52	NTR8/V	M8x60	8	50	400
TNTRV10	15x60	NTR10/V	M10x80	20	25	200
TNTRV12	18x75	NTR12/V	M12x90	15	20	160

NTR Steel Shield Anchor Loose Bolt

with spacer and hex head bolt (grade 8.8)



High Quality
Screw
cl. 8.8

ART.	Ø x L _t mm	DESCR.	SCREW mm	t _{fix} mm	BOX pcs	CARTON pcs
TNTRVD12	18x100	NTRVD12/V	M12x100	25	10	80

NTR Steel Shield Anchor projecting Bolt

with 5.8 grade stud, white zinc plated nut and washer **DIN 9021 (UNI 6593)**



ART.	Ø x L _t mm	DESCR.	SCREW mm	t _{fix} mm	BOX pcs	CARTON pcs
TNTRB06	10x45	NTR6/B	M6x70	15	50	400
TNTRB08	12x52	NTR8/B	M8x100	35	50	300
TNTRB10	15x60	NTR10/B	M10x110	48	20	160
TNTRB12	18x75	NTR12/B	M12x130	53	10	80

NTR Steel Shield Anchor Hook Bolt

with steel stamped HOOK (class 5.8) white zinc plated nuts and washer **DIN 9021 (UNI 6593)**



ART.	Ø x L _t mm	DESCR.	SCREW mm	t _{fix} mm	BOX pcs	CARTON pcs
TNTRG06	10x5	NTR6/G	M6x50	-	50	400
TNTRG08	12x52	NTR8/G	M8x60	-	50	300
TNTRG10	15x60	NTR10/G	M10x75	-	20	160
TNTRG12	18x75	NTR12/G	M12x66	-	10	80

NTR Steel Shield Anchor Eye Bolt

with steel stamped eyebolt (class 5.8) white zinc plated nuts and washer **DIN 9021 (UNI 6593)**



ART.	Ø x L _t mm	DESCR.	SCREW mm	t _{fix} mm	BOX pcs	CARTON pcs
TNTRC06	10x45	NTR6/C	M6x50	-	50	400
TNTRC08	12x52	NTR8/C	M8x60	-	50	300
TNTRC10	15x60	NTR10/C	M10x75	-	20	160
TNTRC12	18x75	NTR12/C	M12x66	-	10	80

NTR STEEL



stone
concrete

**NTR/I Stainless Steel Anchor
Shield Only**
AISI 304 (A2)

INOX (A2)



ART.	Ø x L _t	DESCR.	SCREW	t _{fix}	BOX	CARTON
	mm		mm	mm	pcs	pcs
TNTRI06	10x45	NTRI6	-	-	50	800
TNTRI08	12x52	NTRI8	-	-	50	800
TNTRI10	15x60	NTRI10	-	-	25	400
TNTRI12	18x75	NTRI12	-	-	20	320

**NTR Stainless Steel Anchor
Loose Bolt**
AISI 304 (A2) with stainless hexagonal
head SCREW and washer **DIN 9021 (UNI 6593)**

INOX (A2)



ART.	Ø x L _t	DESCR.	SCREW	t _{fix}	BOX	CARTON
	mm		mm	mm	pcs	pcs
TNTRVI06	10x45	NTRI6/V	M6x50	5	50	800
TNTRVI08	12x52	NTRI8/V	M8x60	8	50	400
TNTRVI10	15x60	NTRI10/V	M10x80	20	25	200
TNTRVI12	18x75	NTRI12/V	M12x90	15	20	160

GBM STEEL ANCHOR



stone
concrete

GBM Steel Shield Anchor Only



ART.	Ø x L _t	DESCR.	SCREW	t _{fix}	BOX	CARTON
	mm		mm	mm	pcs	pcs
TGBM06	12x42	GBM6	-	-	50	800
TGBM08	14x50	GBM8	-	-	50	800
TGBM10	16x60	GBM10	-	-	25	400
TGBM12	20x72	GBM12	-	-	20	320

**GBM Steel Shield Anchor
Loose Bolt**
with hexagonal head bolt 8.8 grade

High Quality
Screw
cl. 8.8




ART.	Ø x L _t	DESCR.	SCREW	t _{fix}	BOX	CARTON
	mm		mm	mm	pcs	pcs
TGBMV06	12x42	GBM6/V	M6x50	5	50	800
TGBMV08	14x50	GBM8/V	M8x60	8	50	400
TGBMV10	16x60	GBM10/V	M10x80	20	25	200
TGBMV12	20x72	GBM12/V	M12x90	15	20	160

GBM Steel Shield Anchor projecting Bolt
with threaded bar 5.8 grade



ART.	Ø x L _t	DESCR.	SCREW	t _{fix}	BOX	CARTON
	mm		mm	mm	pcs	pcs
TGBMB06	12x42	GBM6/B	M6x70	15	50	400
TGBMB08	14x50	GBM8/B	M8x100	35	50	300
TGBMB10	16x60	GBM10/B	M10x110	48	20	160
TGBMB12	20x72	GBM12/B	M12x130	53	10	80

GBM Steel Shield Anchor Hook Bolt
with stamped steel HOOK 5.8 grade



ART.	Ø x L _t	DESCR.	SCREW	t _{fix}	BOX	CARTON
	mm		mm	mm	pcs	pcs
TGBMG06	12x42	GBM6/G	M6x50	-	50	400
TGBMG08	14x50	GBM8/G	M8x60	-	50	300
TGBMG10	16x60	GBM10/G	M10x80	-	25	160
TGBMG12	20x72	GBM12/G	M12x90	-	20	80

GBM Steel Shield Anchor Eye Bolt
with stamped steel EYEBOLT 5.8 grade



ART.	Ø x L _t	DESCR.	SCREW	t _{fix}	BOX	CARTON
	mm		mm	mm	pcs	pcs
TGBMC06	12x42	GBM6/C	M6x50	-	50	400
TGBMC08	14x50	GBM8/C	M8x60	-	50	300
TGBMC10	16x60	GBM10/C	M10x80	-	20	160
TGBMC12	20x72	GBM12/C	M12x90	-	10	80

ALFA ALM STEEL ANCHOR



stone concrete solid brick

ALFA ALM Steel Shield Anchor Only



ART.	Ø x L t mm	DESCR.	SCREW mm	t _{fix} mm	BOX pcs	CARTON pcs
TM06	12x45	ALM6	-	-	50	800
TM08	14x50	ALM8	-	-	50	800
TM10	16x60	ALM10	-	-	25	400
TM12	20x75	ALM12	-	-	20	320

ALFA ALM Steel Shield Anchor Loose Bolt

with hexagonal head bolt 8.8 grade



High Quality Screw cl. 8.8

ART.	Ø x L t mm	DESCR.	SCREW mm	t _{fix} mm	BOX pcs	CARTON pcs
TMV06	12x45	ALM6/V	M6x50	9	50	800
TMV08	14x50	ALM8/V	M8x60	11	50	400
TMV10	16x60	ALM10/V	M10x80	17	25	200
TMV12	20x75	ALM12/V	M12x90	15	20	160

ALFA ALM Steel Shield Anchor Loose Bolt

with hexagonal head bolt 8.8 grade

EXTRA LONG SIZES



High Quality Screw cl. 8.8

ART.	Ø x L t mm	DESCR.	SCREW mm	t _{fix} mm	BOX pcs	CARTON pcs
TMV670	12x45	ALM670/V	M6x70	29	100	800
TMV685	12x45	ALM685/V	M6x85	44	50	400
TMV875	14x50	ALM875/V	M8x75	26	50	400
TMV890	14x50	ALM890/V	M8x90	41	50	400
TMV1085	16x60	ALM1085/V	M10x85	22	25	200
TMV1011	16x70	ALM10110/V	M10x110	47	25	200
TMV1013	16x70	ALM10130/V	M10x130	72	20	160
TMV1210	20x75	ALM12100/V	M12x100	25	15	120
TMV1211	20x75	ALM12115/V	M12x115	40	15	120
TMV1213	20x75	ALM12135/V	M12x135	60	20	160

ALFA ALM Steel Shield Anchor Loose Bolt

with spacer and hex head bolt 8.8 grade



High Quality Screw cl. 8.8

ART.	Ø x L t mm	DESCR.	SCREW mm	t _{fix} mm	BOX pcs	CARTON pcs
TMVD06	12x80	ALM6/80	M6x80	30	50	400
TMVD08	14x80	ALM8/80	M8x80	25	25	200
TMVD10	16x100	ALM10/100	M10x100	35	20	160

HLM STEEL CE 8



stone concrete

HLM Steel Shield Anchor Only CE8
CE Option 8 for non cracked concrete



on line
G&B CALCULATION PROGRAM
professional design of anchorage in concrete

OPTION 8

ART.	Ø x L t	DESCR.	SCREW	t _{fix}	BOX	CARTON
	mm		mm	mm	pcs	pcs
TMH06	10x40	HLM6	-	-	100	1000
TMH08	14x50	HLM8	-	-	50	500
TMH10	16x60	HLM10	-	-	25	500
TMH12	20x80	HLM12	-	-	10	160
TMH16	25x100	HLM16	-	-	10	100

HLM Steel Shield Anchor Loose Bolt CE 8
CE Option 8 for non cracked concrete with Hex Head Bolt grade 8.8 and oversize washer

High Quality Screw cl. 8.8



on line
G&B CALCULATION PROGRAM
professional design of anchorage in concrete

OPTION 8

ART.	Ø x L t	DESCR.	SCREW	t _{fix}	BOX	CARTON
	mm		mm	mm	pcs	pcs
TMHV06	10x40	HLM6/V	M6x50	15	50	800
TMHV08	14x50	HLM8/V	M8x60	15	50	400
TMHV10	16x60	HLM10/V	M10x80	25	25	200
TMHV12	20x80	HLM12/V	M12x90	20	20	160
TMHV16	25x100	HLM16/V	M16x100	30	10	80

GAMMA STEEL ANCHOR CE 1

CE OPTION 1



stone concrete CLS cracked

Pending certification for use IN SEISMIC ZONES **CAT C1 and CAT C2**

GAMMA Steel Heavy Duty Anchor CE 1
CE Option 1 for cracked and non cracked concrete with Hex Head Bolt 8.8 grade and washer



ETA-11/0181
OPTION 1



on line
G&B CALCULATION PROGRAM
professional design of anchorage in concrete

ART.	Ø x L t	DESCR.	SCREW	t _{fix}	BOX	CARTON
	mm		mm	mm	pcs	pcs
44077	10x70	HG10/70V	M6	5	50	400
44078	10x100	HG10/100V	M6	35	50	400
44079	12x100	HG12/100V	M8	30	50	400
44080	12x120	HG12/120V	M8	50	25	200
44081	16x120	HG16/120V	M10	40	20	160
44082	16x140	HG16/140V	M10	60	20	160
44083	18x120	HG18/120V	M12	20	15	120
44084	18x150	HG18/150V	M12	50	10	80
44085	24x140	HG24/140V	M16	20	5	40
44086	24x170	HG24/170V	M16	50	5	40

GAMMA Steel Heavy Duty Anchor CE 1
CE OPTION 1 for cracked concrete with countersunk flat head screw 8.8 hex socket



ETA-11/0181
OPTION 1



on line
G&B CALCULATION PROGRAM
professional design of anchorage in concrete

NEW

ART.	Ø x L t	DESCR.	SCREW	t _{fix}	BOX	CARTON
	mm		mm	mm	pcs	pcs
44112	10x85	HG10/85VTS	M6	20	50	400
44113	10x105	HG10/105VTS	M6	40	50	400
44114	12x105	HG12/105VTS	M8	35	25	200
44115	12x125	HG12/125VTS	M8	55	25	200
44116	16x110	HG16/110VTS	M10	30	20	160
44117	16x130	HG16/130VTS	M10	50	10	80
44118	18x120	HG18/120VTS	M12	20	15	120
44119	18x140	HG18/140VTS	M12	40	10	80

GETO PLUS

Self - Tapping Screw
Suitable for most material including concrete, stone and brick



stone concrete solid brick

GETO PLUS Screw

self threading screws for solid supports (concrete, stone)
GEOMET® coating, for corrosion protection
with hexagonal head bolt



ART.	THREAD Ø x L _t mm	DESCR.	DRILL Ø mm	t _{fix} mm	BOX pcs	CARTON pcs
87001	7,5x60	GP6/60	6	20	100	600
87002	7,5x75	GP6/75	6	45	100	600
87003	10x60	GP8/60	8	20	100	600
87004	10x75	GP8/75	8	35	50	300
87005	10x100	GP8/100	8	60	50	300
87006	10x150	GP8/150	8	110	50	300
87007	12x60	GP10/60	10	10	50	300
87009	12x75	GP10/75	10	25	50	300
87010	12x100	GP10/100	10	50	25	250
87013	12x130	GP10/130	10	80	25	150
87011	12x150	GP10/150	10	100	25	150
87032*	16x115	GP14/115	14	35	15	120
87031*	16x135	GP14/135	14	55	10	80
87033*	16x160	GP14/160	14	80	10	80

* Hexagonal flanged screw

BETA



stone concrete

BETA Steel Anchor

fixing system to percussion with internal cone



ART.	Ø x L _t mm	DESCR.	SCREW mm	t _{fix} mm	BOX pcs	CARTON pcs
TTB06	8x25	B6	M6	-	100	2000
TTB08	10x30	B8	M8	-	100	2000
TTB10	12x40	B10	M10	-	50	1000
TTB12	15x50	B12	M12	-	50	500
TTB16	20x65	B16	M16	-	25	200

BETA Steel With Lip

fixing system to percussion with internal cone



ART.	Ø x L _t mm	DESCR.	SCREW mm	t _{fix} mm	BOX pcs	CARTON pcs
TTBL06	8x25	BL6	M6	-	100	1600
TTBL08	10x30	BL8	M8	-	100	1600
TTBL10	12x30	BL10-L30	M10	-	50	800
TTBL11	12x40	BL10-L40	M10	-	50	800
TTBL12	16x50	BL12	M12	-	50	400
TTBL16	20x65	BL16	M16	-	25	200

BETA Stainless Steel (A4)

fixing system to percussion with internal cone

INOX (A4)



ART.	Ø x L _t mm	DESCR.	SCREW mm	t _{fix} mm	BOX pcs	CARTON pcs
TTBI06	8x25	B6 A4	M6	-	100	1600
TTBI08	10x30	B8 A4	M8	-	100	1600
TTBI10	12x40	B10 A4	M10	-	50	800
TTBI12	15x50	B12 A4	M12	-	50	400
TTBI16	20x65	B16 A4	M16	-	25	200

STRIKER PIN

for BETA Steel Anchors



ART.	Ø x L _t mm	DESCR.	SCREW mm	t _{fix} mm	BOX pcs	CARTON pcs	euro cad
TK51	-	STRIKER PIN	M6	-	1	5	
TK52	-	STRIKER PIN	M8	-	1	5	
TK53	-	STRIKER PIN	M10	-	1	5	
TK54	-	STRIKER PIN	M12	-	1	5	
TK55	-	STRIKER PIN	M16	-	1	5	

SITA STEEL ANCHOR CE 1

Pending certification
for use IN SEISMIC ZONES
CAT C1 and CAT C2

CE OPTION 1



stone concrete CLS cracked

SITA Steel Anchor CE 1

complete with preassembled nut and washer
CE Approved - Option 1 for cracked
and non cracked concrete



ART.	Ø x L _t mm	DESCR.	SCREW mm	t _{fix} mm	BOX pcs	CARTON pcs
TTSK05	8x72	S1K872/10	M8	10	50	250
TTSK06	8x92	S1K892/30	M8	30	50	250
TTSK17	8x112	S1K8112/50	M8	50	40	200
TTSK170	8x147	S1K8147/85	M8	85	50	250
TTSK09	10x92	S1K1092/10	M10	10	40	200
TTSK081	10x112	S1K10112/30	M10	30	25	125
TTSK18	10x132	S1K10132/50	M10	50	25	125
TTSK082	10x162	S1K10162/80	M10	80	25	125
TTSK10	12x103	S1K12103/5	M12	5	20	100
TTSK11	12x118	S1K12118/20	M12	20	20	100
TTSK19	12x128	S1K12128/30	M12	30	20	100
TTSK190	12x148	S1K12148/50	M12	50	20	100
TTSK12	12x163	S1K12163/65	M12	65	20	100
TTSK23	12x178	S1K12178/80	M12	80	20	100
TTSK120	16x123	S1K16123/5	M16	5	10	50
TTSK13	16x138	S1K16138/20	M16	20	10	50
60109	16x148	S1K16148/30	M16	30	10	80
TTSK20	16x168	S1K16168/50	M16	50	10	50
TTSK135	16x178	S1K16178/60	M16	60	10	50



ETA-10/0076
OPTION 1



on line



professional design
of anchorage in concrete



stone concrete CLS cracked

Pending certification
for use IN SEISMIC ZONES
CAT C1 and CAT C2

SITA STAINLESS Steel Anchor CE1
AISI 316 (A4)

INOX (A4)

complete with preassembled nut and washer
CE Approved - **Option 1** for cracked
and non cracked concrete



ART.	Ø x L _t mm	DESCR.	SCREW mm	t _{fix} mm	BOX pcs	CARTON pcs
96001	8x72	S1K872/10	M8	10	50	250
96002	8x92	S1K892/30	M8	30	50	250
96003	8x112	S1K8112/50	M8	50	40	200
96004	10x92	S1K1092/10	M10	10	40	200
96024	10x102	S1K10102/20	M10	20	25	125
96005	10x112	S1K10112/30	M10	30	25	125
96006	10x132	S1K10132/50	M10	50	25	125
96025	12x103	S1K12103/5	M12	5	20	100
96007	12x118	S1K12118/20	M12	20	20	100
96008	12x128	S1K121128/30	M12	30	20	100
96026	12x148	S1K12148/50	M12	50	20	100
96009	12x163	S1K12163/65/50	M12	65	20	100
96010	16x123	S1K16123/5	M16	5	10	50
96027	16x138	S1K16138/20	M16	20	10	50
96011	16x168	S1K16168/50	M16	50	10	50



ETA-10/0076
OPTION 1



on line



professional design
of anchorage in concrete

SITA STEEL ANCHOR

CE OPTION 1

**SITA Steel H.D.G. Anchor
Hot Dipped Galvanized CE 1**

CE Option 1 for cracked and non cracked concrete complete with preassembled nut and washer



ETA-10/0076
OPTION 1



professional design
of anchorage in concrete



stone concrete CLS cracked

**Pending certification
for use IN SEISMIC ZONES
CAT C1 and CAT C2**

ART.	Ø x L _t mm	DESCR.	SCREW mm	t _{fix} mm	BOX pcs	CARTON pcs
TTSKHDG01*	10x62	SHD1K1062/3	M10	3	50	250
TTSKHDG02	10x92	SHD1K1092/10	M10	10	40	200
TTSKHDG03	10x112	SHD1K10112/30	M10	30	25	125
TTSKHDG04	10x132	SHD1K10132/50	M10	50	25	125
TTSKHDG05	12x103	SHD1K12103/5	M12	5	20	100
TTSKHDG06	12x128	SHD1K12128/30	M12	30	20	100
TTSKHDG07	16x123	SHD1K16123/5	M16	5	10	50
TTSKHDG08	16x138	SHD1K16138/20	M16	20	10	50
TTSKHDG09*	20x170	SHD1K20170/20	M20	20	5	25
TTSKHDG10*	20x220	SHD1K20220/70	M20	70	5	25

* Not included in ETA Approval

+ 1000 h Corrosion Resistant Salt Spray
To Over 1000H



stone concrete

SITA Steel Anchor CE 7

CE Approved Option 7 for non cracked concrete, complete with preassembled nut and washer, long thread

- CE Approved option 7
- for non-cracked concrete
- complete with pre-assembled nut and washer
- **two installation depth embedment marks**
- extralong threaded



ETA-12/0594
OPTION 7



professional design
of anchorage in concrete

ART.	Ø x L _t mm	DESCR.	SCREW mm	t _{fix} mm	BOX pcs	CARTON pcs
60220	6x60	GBK660/2	M6	2	100	500
60221	6x100	GBK6100/42	M6	42	100	500
60222	8x60	GBK860/3	M8	3	100	500
60223	8x75	GBK875/5-18	M8	5-18	50	250
60224	8x90	GBK890/20-33	M8	20-33	50	250
60225	8x115	GBK8115/45-58	M8	45-58	40	200
60226	10x70	GBK1070/3	M10	3	50	250
60227	10x90	GBK1090/10-23	M10	10-23	40	200
60228	10x100	GBK10100/20-33	M10	20-33	25	125
60229	10x120	GBK10120/40-53	M10	40-53	25	125
60230	10x150	GBK10150/70-83	M10	70-83	25	125
60231	10x170	GBK10170/90-103	M10	90-103	25	125
60232	12x100	GBK12100/23	M12	23	20	100
60233	12x110	GBK12110/18-33	M12	18-33	20	100
60234	12x120	GBK12120/28-43	M12	28-43	20	100
60235	12x140	GBK12140/48-63	M12	48-63	20	100
60236	12x160	GBK12160/68-83	M12	68-83	20	100
60237	12x180	GBK12180/88-103	M12	88-103	20	100
60238	14x120	GBK14120/12	M14	12	20	100
60239	14x145	GBK14145/37	M14	37	20	100
60240	14x170	GBK14170/62	M14	62	20	100
60241	16x125	GBK16125/3	M16	3	10	50
60242	16x145	GBK16145/23	M16	23	10	50
60243	16x170	GBK16170/48	M16	48	10	50
60244	16x220	GBK16220/98	M16	98	5	25
60245	20x170	GBK20170/23	M20	23	5	25
60246	20x220	GBK20220/73	M20	73	5	25

SITA STEEL ANCHOR



stone
concrete

**SITA Steel Anchor CE 7
EXTRA LONG SIZES**

stainless steel expansion clip (A2)

- CE Option 7 for non cracked concrete,
complete with preassembled nut and washer
- extra long thread
 - stainless steel expansion clip



ETA-010/0049
OPTION 7

on line
G&B CALCULATION PROGRAM
professional design
of anchorage in concrete

ART.	Ø x L _t mm	DESCR.	SCREW mm	t _{fix} mm	BOX pcs	CARTON pcs
60135	12x200	TTSK12200/105	M12	105	10	80
60136	12x220	TTSK12220/125	M12	125	10	80
60137	12x240	TTSK12240/145	M12	145	10	80
60138	12x280	TTSK12280/185	M12	185	10	60
60139	12x300	TTSK12300/205	M12	205	10	60
60140	12x360	TTSK12360/265	M12	265	10	60
60141	16x240	TTSK16240/125	M16	125	5	30
60142	16x280	TTSK16280/165	M16	165	5	30
60143	16x300	TTSK16300/185	M16	185	5	30
60144	16x400	TTSK16400/245	M16	245	5	30



stone
concrete

SITA Steel Anchor

complete with preassembled nut and washer,
long thread



ART.	Ø x L _t mm	DESCR.	SCREW mm	t _{fix} mm	BOX pcs	CARTON pcs
TTS01	6x45	S645/5	M6	5	200	1600
TTS02	6x55	S650/10	M6	10	150	1200
TTS24	6x90	S690/50	M6	50	100	800
TTS25	8x50	S850/10	M8	10	100	800
TTS96	8x65	S865/15	M8	15	100	800
TTS05	8x75	S875/20	M8	20	100	800
TTS06	8x95	S895/40	M8	40	50	400
TTS17	8x115	S8115/60	M8	60	50	400
TTS26	10x70	S1070/10	M10	10	50	400
TTS08	10x90	S1090/30	M10	30	50	400
TTS09	10x100	S10100/40	M10	40	40	320
TTS18	10x120	S10120/60	M10	60	25	200
TTS97	10x140	S10140/80	M10	80	25	200
TTS095	10x150	S10150/90	M10	90	25	200
TTS1017	10x170	S10170/110	M10	110	25	200
TTS1270	12x70	S1270/5	M12	5	25	200
TTS10	12x95	S1295/5	M12	5	25	200
TTS19	12x110	S12110/30	M12	30	25	200
TTS27	12x120	S12120/40	M12	40	20	160
TTS98	12x140	S12140/60	M12	60	20	160
TTS12	12x160	S12160/80	M12	80	20	160
TTS121	12x200	S12200/120	M12	120	20	160
TTS122	12x240	S12240/160	M12	160	10	80
TTS93	14x100	S14100/5	M14	5	20	160
TTS94	14x130	S14130/30	M14	30	20	160
TTS95	14x150	S1450/50	M14	50	20	160
TTS1690	16x90	S1690/5	M16	5	15	120
TTS28	16x110	S16110/5	M16	5	15	120
TTS120	16x125	S16125/20	M16	20	15	120
TTS20	16x145	S16145/40	M16	40	10	80
TTS14	16x170	S16170/65	M16	65	10	80
TTS1620	16x200	S16200/95	M16	95	5	40
TTS29	16x220	S16E/115	M16	115	5	40
TTS99	20x130	S20130/10	M20	10	5	40
60112	20x160	S20XC/10	M20	10	10	40
TTS30	20x170	S20C/20	M20	20	5	40
TTS2022	20x220	S20220/70	M20	70	5	40
TTS31	20x270	S20270/135	M20	135	5	30

NEW

NEW

NEW

NEW